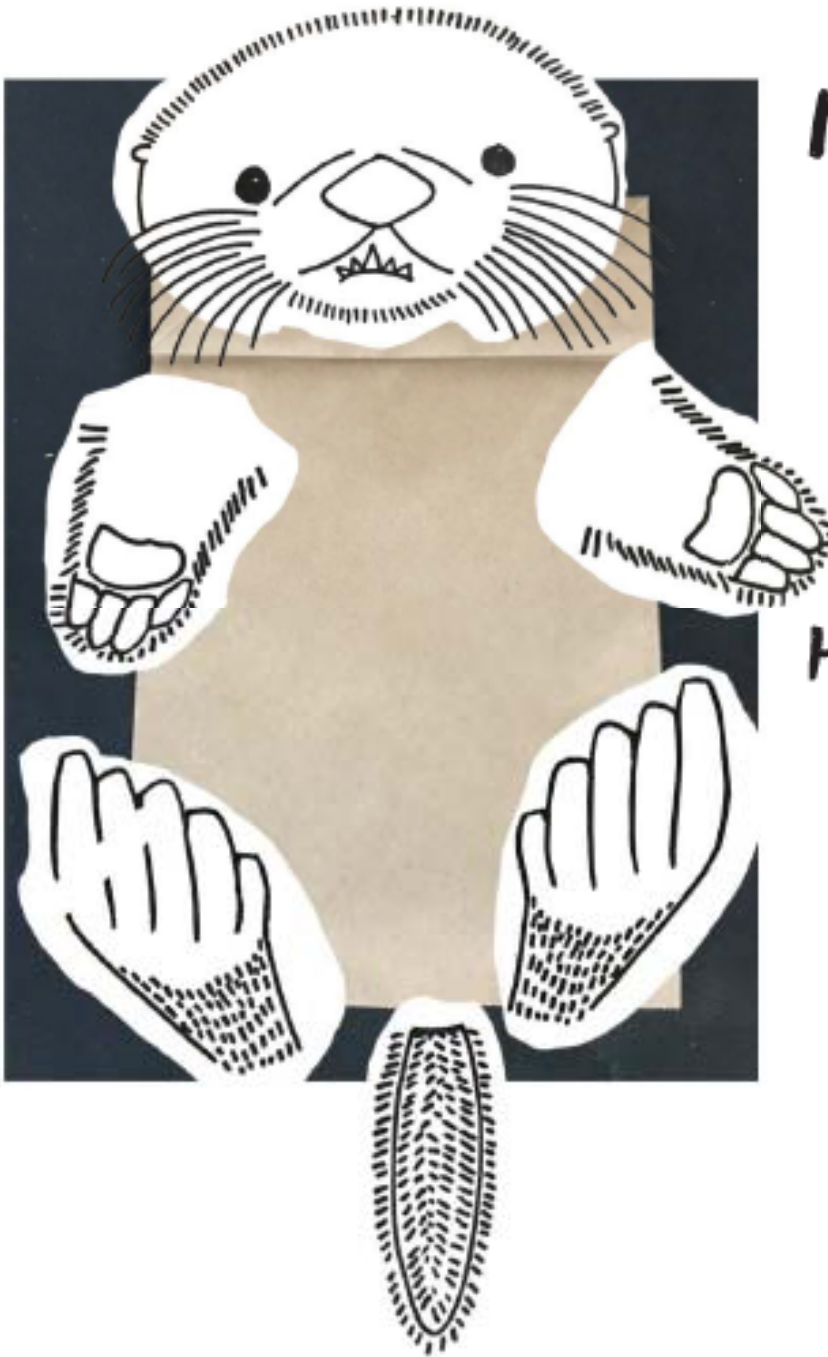


SEA OTTER PUPPET



MATERIALS:

BROWN PAPER BAG
SEA OTTER PARTS
CRAYONS/MARKERS
GLUE


HOW TO:

- 1 COLOR EACH PART OF THE SEA OTTER
- 2 CUTOUT PARTS
- 3 GLUE HEAD ONTO FLAP OF BAG
- 4 GLUE ON FEET AND TAIL

SEA OTTER PUPPET



Cabrillo
Marine
Aquarium

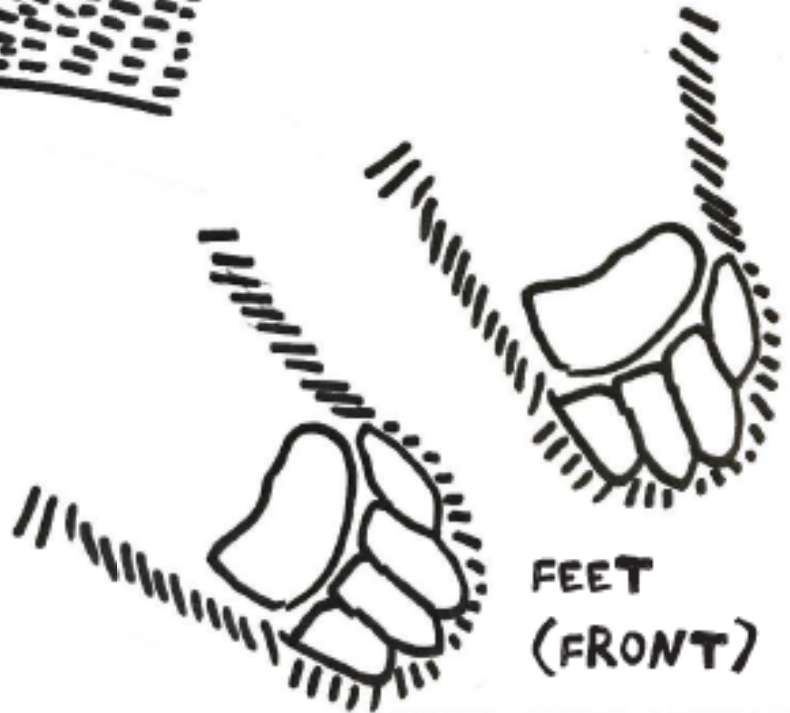


HEAD

WEBBED
FEET
(BACK)



TAIL



FEET
(FRONT)

3720 STEPHEN W. WHITE DRIVE • SAN PEDRO, CALIFORNIA 90731
PHONE 310-548-7542 • FAX 310-548-2649 • www.cabrillomarineaquarium.org
A FACILITY OF THE CITY OF LOS ANGELES DEPARTMENT OF RECREATION AND PARKS
WITH SUPPORT FROM FRIENDS OF CABRILLO MARINE AQUARIUM

