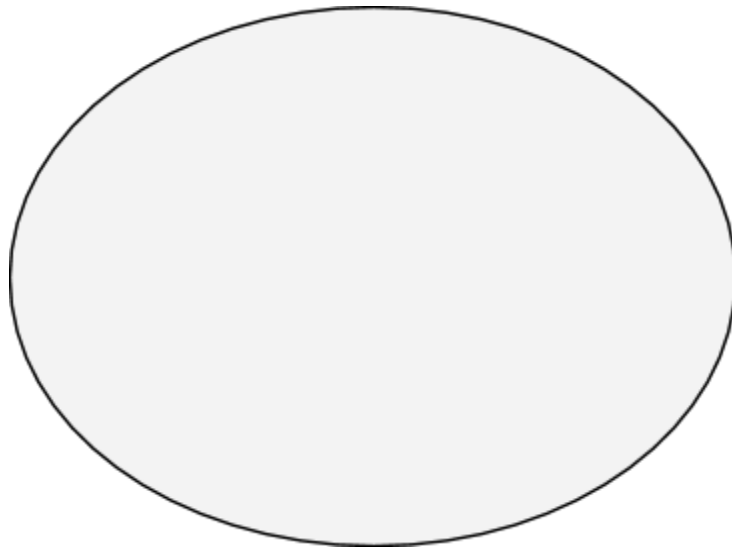


JOURNALING ACTIVITY (ALL AGES)  
CREATED FOR CABRILLO MARINE AQUARIUM  
ACTIVITY BY CATHERINE TERRONES / PHOTOS BY ALIX LOMAS AND ZOE ALLEN  
MATERIALS 18 ITEMS ON 3 PHOTO PLATES

## A STORY OF PLASTIC

MAKE A DRAWING OF ONE PIECE OF PLASTIC FROM THE OCEAN TRASH PHOTOS



WHERE DO YOU THINK IT CAME FROM?

TELL A STORY, IN ONE PARAGRAPH (OR MORE), TO EXPLAIN HOW THIS TRASH TRAVELLED TO THE OCEAN.

WHERE DID THIS PIECE OF TRASH START? HOW DID IT TRAVEL? HOW LONG WAS IT IN THE OCEAN?

---

---

---

---

---

---

---

---

---

---

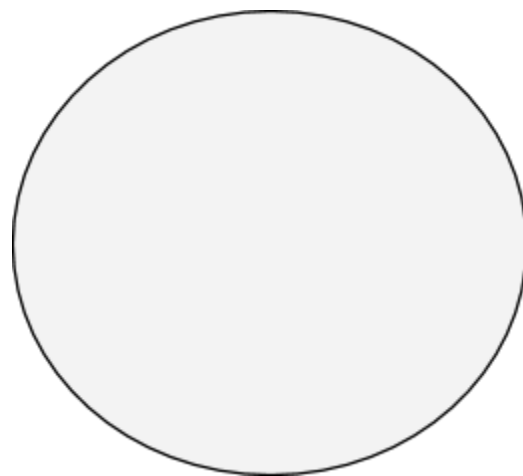

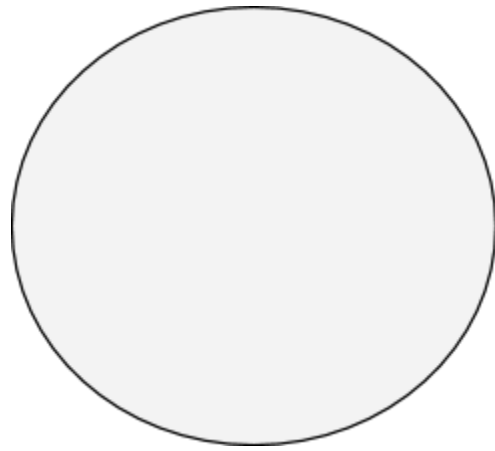
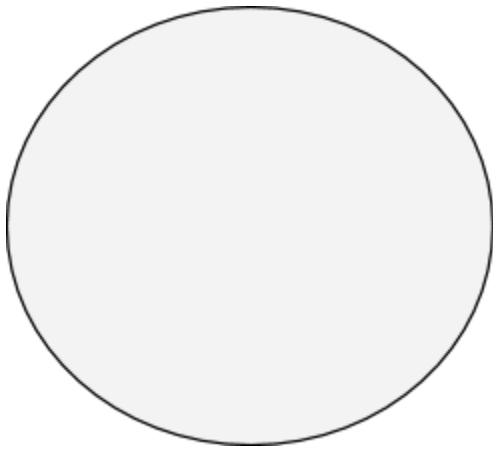
## TAKE A CLOSER LOOK:

IMAGINE YOUR LOOKING THROUGH A MICROSCOPE AT A PIECE OF PLASTIC... WHAT DO YOU SEE?

Create detailed sketches of 4 plastic pieces.

You can use the photos provided, or you might have your own ocean trash, or  
might want to look up more photos online.

Once you choose your pieces, be as detailed as possible, so that someone else  
could guess what piece/photo it matches with just by your sketches and  
descriptions.



PLASTIC PHOTO SET 1 (MOON MAN)



PLASTICS SET 2 (PENGUIN)



PLASTICS PHOTO SET 3 (DOUGHNUT)

